

Maintenance during LOCKDOWN



For Excavators



Always looking
for a better way

Parking your JCB

- ✓ **Park your machine on a level surface.**



- ✓ **All cylinders should be closed. (Apply grease where ram is exposed)**
- ✓ **Cover engine silencer.**



**Always looking
for a better way**





Battery Care



Use petroleum jelly on battery terminals.



Disconnect terminals to prevent discharge.

	Green colour indicates that battery is OK
	Blue colour indicates that battery is OK
	White colour indicates that battery needs charging
	In the event of the indicator showing red, open service plugs with the help of a coin and top up with pure distilled water or call any authorised battery dealer. Do not use screw driver for opening the plugs.

Check battery warning indicator status.

Once every week (Pre-engine start)

Check level of engine oil, swing gear box oil , coolant and hydraulic oil.



Lubricate tracks,
linkages and joints
(adjust track tension)



Check for leakages and
drain fuel filter, water
separator and FIP.

If machine fails to start than please contact your nearest dealer



Always looking
for a better way

Once every week

(Engine start – 30 mins)

- ✓ Operate all functions and stroke all rams
- ✓ Extend piston rods and check for rust.
- ✓ Check for any abnormal sound / smoke condition from engine
- ✓ Check for any error codes / Warning symbols
- ✓ Check air conditioner operation - if applicable.



Always looking
for a better way

**THANK
YOU**

**#staysafe
#stayhome**



**Always looking
for a better way**